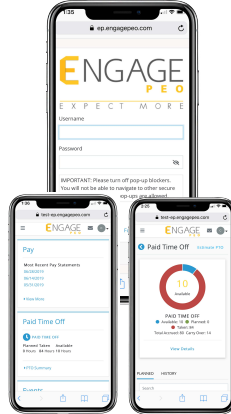
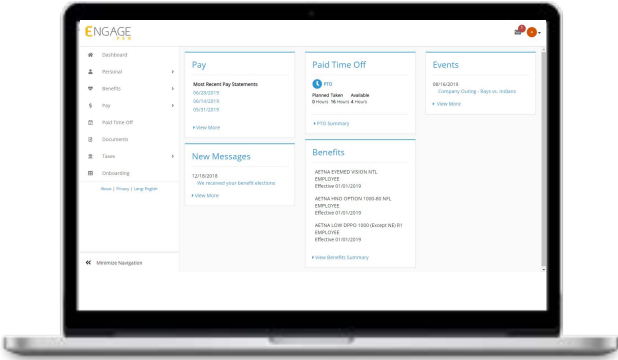


# KEEP TABS ON YOUR PAY STUB & MUCH MORE



EXPECT MORE

Your Employee Portal gives you easy access to the information you need - from your computer or mobile device.

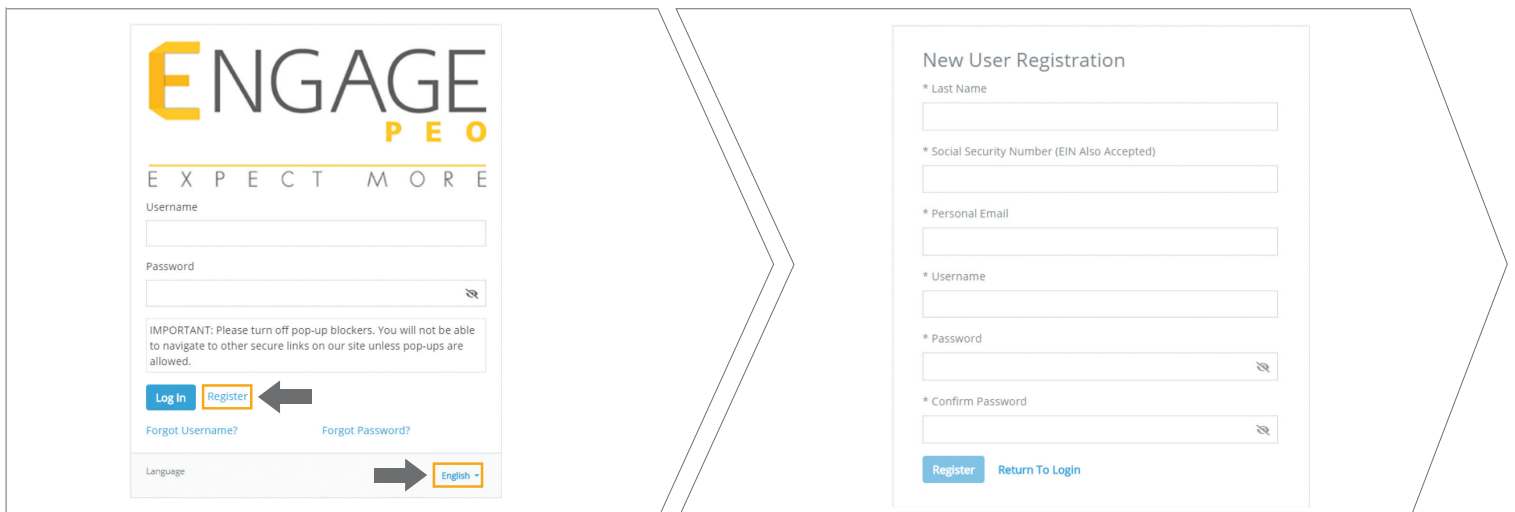
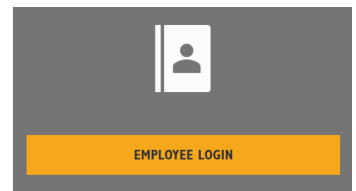


- UPDATE YOUR DIRECT DEPOSIT
- REVIEW YOUR LAST PAY STUB
- ACCESS YOUR W-2
- REVIEW YOUR BENEFITS

Go to [hri-online.com](http://hri-online.com) and then click on **EMPLOYEE LOGIN**.

If you previously registered, enter your Username and Password and proceed. If not...

Click on the Register link and complete the required fields.



When redirected to the login page, enter your Username and Password to enter the portal.

Having trouble? Use **Forgot Username/Password** and follow the prompts.